

AirMatrix[®] Automotive Surface Mount Fuses

QA1206F Series

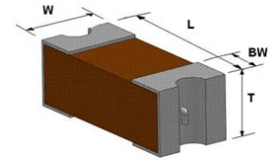


Agency Approval:

Agency	File NO.
UL	E232989

Shape and Dimensions:

Unit	Inch	mm
L	0.126 ± 0.008	3.20 ± 0.20
W	0.063 + 0.012 / -0.004	1.60 + 0.30 / -0.10
T	0.042 ± 0.006	1.08 ± 0.15
B	0.033 ± 0.012	0.85 ± 0.30



Clearing Time Characteristics:

% of current rating	Clearing time at 25°C	
	Min.	Max.
100%	4 hours	
250%		5 seconds

Features:

- Excellent inrush current withstanding capability
- Fiberglass enforced epoxy fuse body
- Copper or copper alloy composite fuse link
- Copper termination with nickel and tin plating
- Operating temperature range:
-55°C to +125°C (with de-rating)
- AEC-Q200 Rev.E qualified & ISO IATF16949 certified

Applications:

- Communications & Networks
- Battery Management Systems
- Infotainment Systems
- Under-the-hood Applications

Ordering Information:

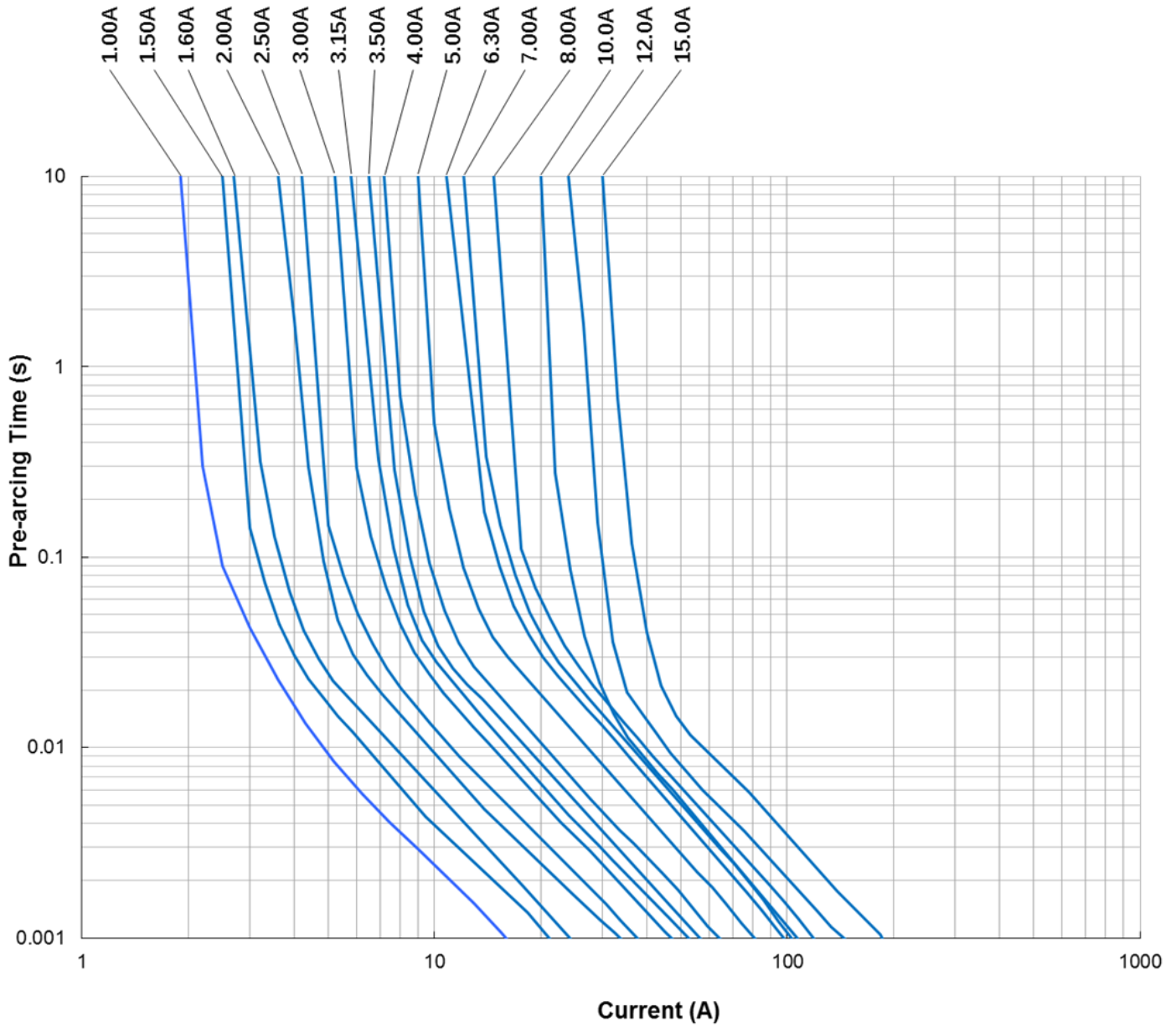
Part Number	Current Rating (A)	Voltage Rating (VDC)	Interrupting Ratings	Nominal Cold DCR (Ω) ¹	Nominal I ² t (A ² s) ²	Marking Code ³
QA1206F1A00T	1.00	125	50 A @ 125VDC	0.066	0.21	E
QA1206F1A50T	1.50			0.050	0.37	G
QA1206F1A60T	1.60			0.043	0.52	T
QA1206F2A00T	2.00			0.032	0.88	I
QA1206F2A50T	2.50	65	50 A @ 65VDC	0.028	1.1	J
QA1206F3A00T	3.00			0.0224	1.9	K
QA1206F3A15T	3.15			0.0203	2.2	V
QA1206F3A50T	3.50			0.0180	2.6	L
QA1206F4A00T	4.00			0.0161	3.3	M
QA1206F5A00T	5.00	32	50 A @ 32VDC	0.0129	5.4	N
QA1206F6A30T	6.30			0.0100	8.9	O
QA1206F7A00T	7.00			0.0094	10.4	P
QA1206F8A00T	8.00			0.0084	13.5	R
QA1206F10A0T	10.0			0.0050	11.2	Q
QA1206F12A0T	12.0			0.0041	15.0	X
QA1206F15A0T	15.0			0.0035	24.5	Y

1. Measured at ≤ 10% rated current and 25°C ambient.
2. Melting I²t at 0.001 second pre-arcing time.
3. Blue Marking Character Code.

AirMatrix[®] Automotive Surface Mount Fuses

QA1206F Series

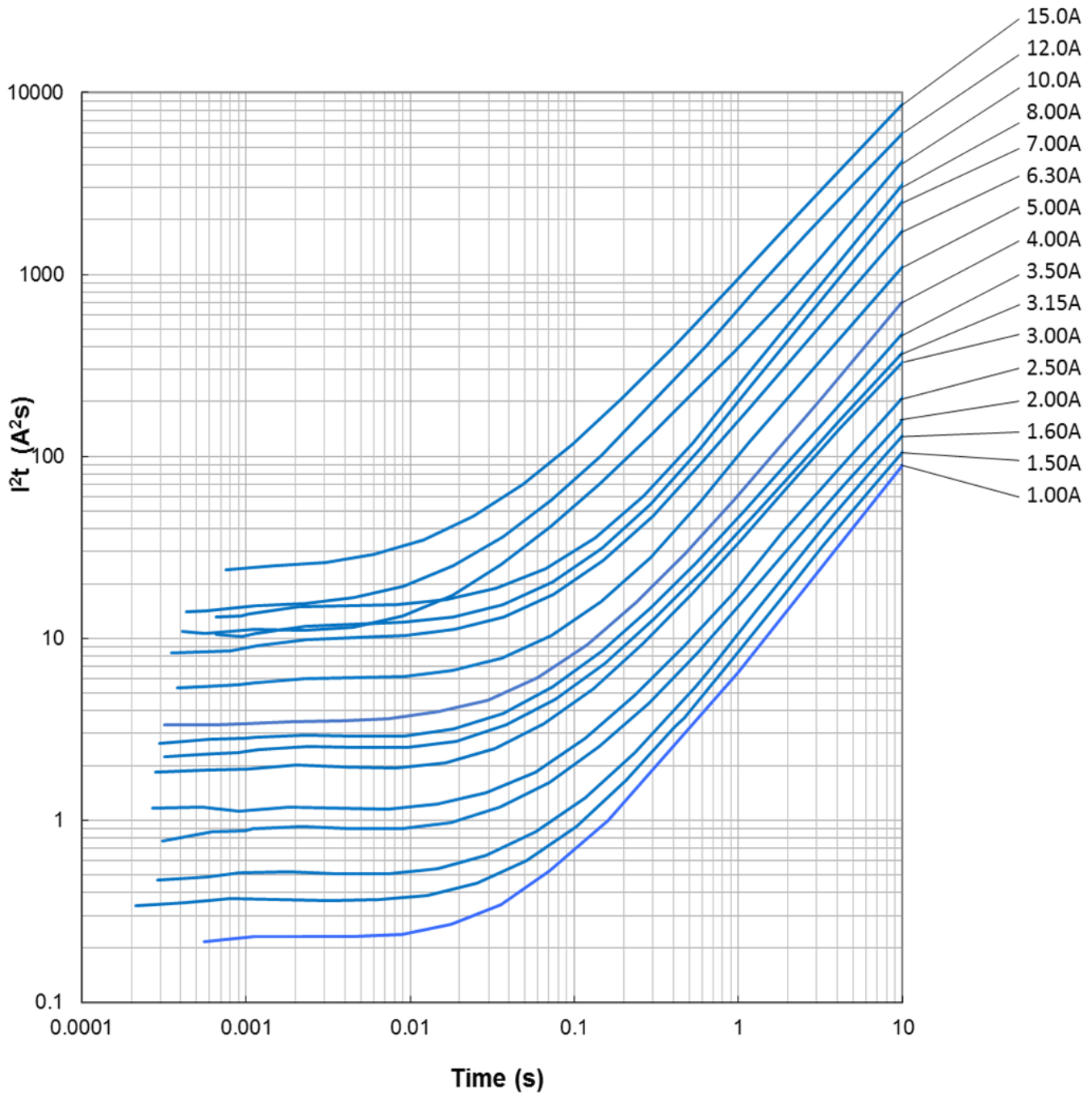
Average Pre-arcing Time Curves:



AirMatrix[®] Automotive Surface Mount Fuses


QA1206F Series

Average I^2t vs. t Curves:



Disclaimer

Specifications are subject to change without notice. AEM products are designed for specific applications and should not be used for any purpose (including, without limitation, automotive, aerospace, medical, life-saving applications, or any other application which requires especially high reliability for the prevention of such defect as may directly cause damage to the third party's life, body or property) not expressly set forth in applicable AEM product documentation. It is the customer's responsibility to validate that a particular product with the properties described in the product specification is suitable for use in a particular application. Warranties granted by AEM shall be deemed void for products used for any purpose not expressly set forth in applicable AEM product documentation. AEM shall not be liable for any claims or damages arising out of products used in applications not expressly intended by AEM as set forth in applicable AEM product documentation. The sale and use of AEM products is subject to AEM terms and conditions of sale. Please refer to AEM's website for updated catalog and terms and conditions of sale.



AEM Components (Suzhou) Co., Ltd

**461 Zhongnan Street,
China-Singapore Suzhou Industrial Park
Jiangsu, P. R. China, 215026**

Tel: 86-512-6258-0028
Fax: 86-512-6258-0018
Email: marketing@aemchina.com

AEM Components (USA), Inc.

6670 Cobra Way, San Diego, CA 92121, USA

Tel: 1-858-750-6100
Fax: 1-858-481-1123
Email: sales@aemcomponents.com